



• • • • •
C L E A R

Intraoral Sensor

Dentium
For Dentists By Dentists

01 High Definition

“ Get **Low-dose High-resolution** ”
images with CMOS Sensor

	Dentium	Company A
Image Size	1280x1801 ↑	1200x1650
X-ray Dose (Pixel Level 3000)	177.5 µGy ↓	451.5 µGy

* Radiation dose is around 40% of the product compared at the same image level

- * Comes in 2 sizes: (IOX 2.0) for adults, (IOX 1.0) for children
- * Performance may vary depending on the X-ray generator condition (e.g. year of manufacture, battery charge level)



02 Flexible Cable

“ **Stability** proven through intensive testing ”



User-friendly interface

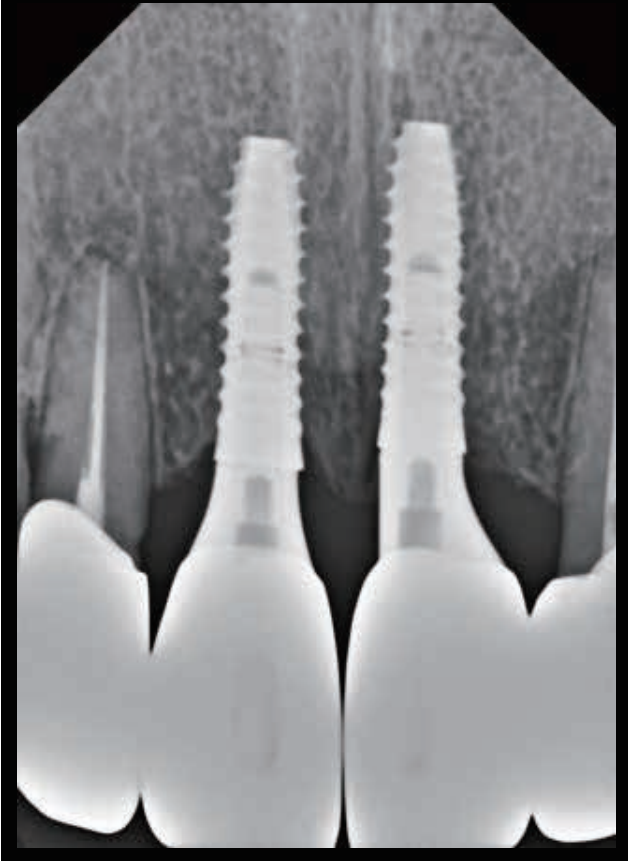
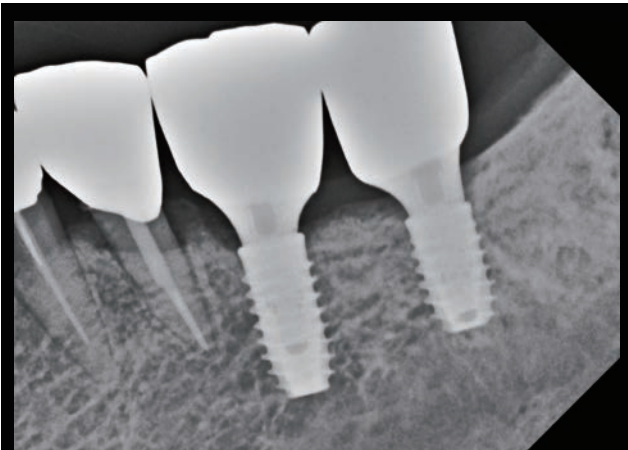
Direct PC connection without control box

**High durability
(bending and tensile test)**

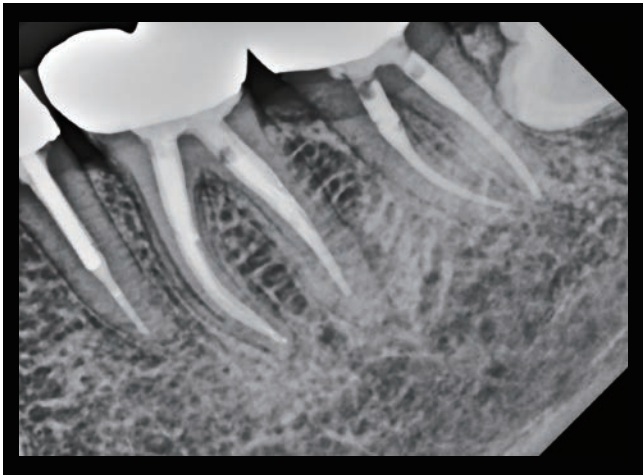
Higher completeness through intensive testing

03 Clinical Case

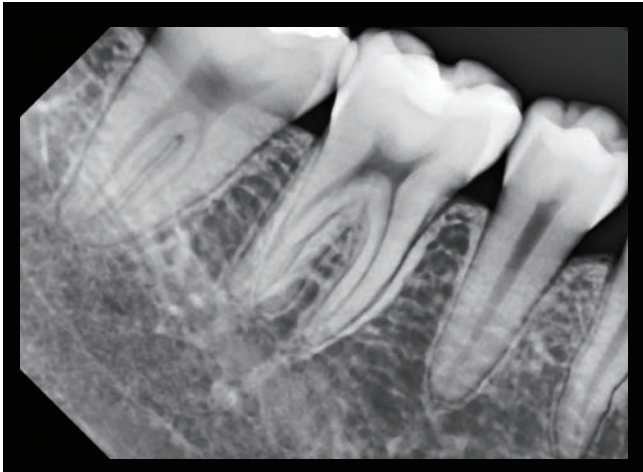
Implant Case



Root Canal Filling Case



Natural Teeth Case



04 Specification

	IOX 1.0	IOX 2.0
Dimensions (WxLxT mm)	24 x 36.7 x 5.1	29.1 x 42.6 x 5.1
Pixel Pitch (μm)	20 x 20	20 x 20
Active Area (mm)	20 x 30	25.6 x 36
Number of Pixel	1000 x 1500	1280 x 1801
ADC (bit)	12	
Data Interface	USB 2.0	
USB Cable Length (m)	2.0	
Input Voltage (VDC)	5	
Active Power (VA)	1	
Ambient Temperature(°c)	10~30 (Usage) -20~60 (Transportation And Storage)	
Relative Humidity (%)	30~95 (Usage) 10~95 (Transportation And Storage)	
Air Pressure (hPa)	700~1060	
Protection Against Matter/Water	IP68	

Dentium
For Dentists By Dentists

Intra - oral Sensor

Clear!

Dentium
For Dentists By Dentists

1F, 5F, 9F, 10F Dentium Knowledge Industry Center, 76, Changnyong-daero 256beon-gil,
Yeongtong-gu, Suwon-si, Gyeonggi-do

TEL 070-7098-4027, 6909 FAX 031-281-5561 www.dentium.co.kr

IRS-2004 [Rev.1]